

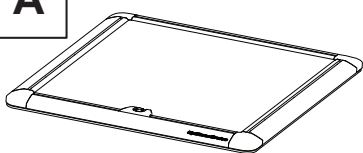
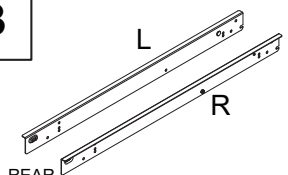
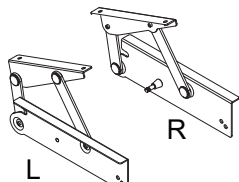
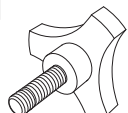
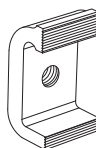
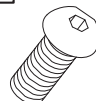


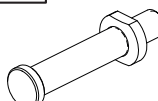
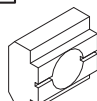
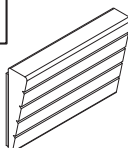
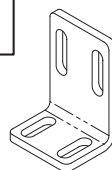




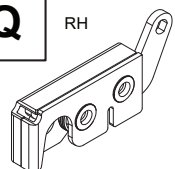
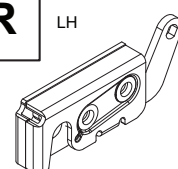



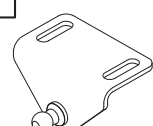
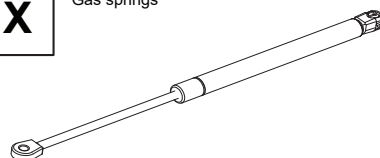
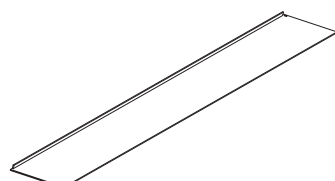

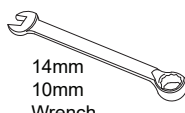

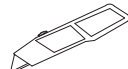


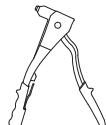
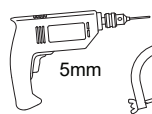
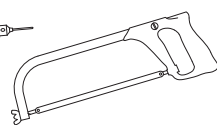
UpStoneEvolve

INSTALLATION INSTRUCTION MANUAL

ISUZU D-MAX CREW / SPACE CABINE

EVOS1000S - EVOS1050S

COVER EVOS1000S/1050S
KIT1000/1050RLBF

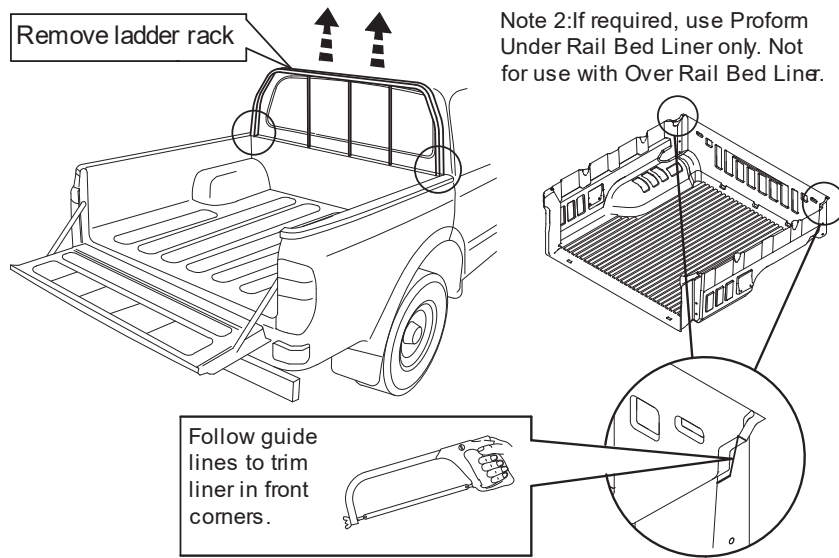
<div>A</div> <div></div> <div>1X</div>	<div>B</div> <div><div>L</div><div>R</div><div>REAR</div></div> <div>1X</div>	<div>C</div> <div><div>L</div><div>R</div></div> <div>1X</div>	<div>D</div> <div></div> <div>2X</div>		
<div>E</div> <div></div> <div>Incl. kit 610</div> <div>4X</div>	<div>F</div> <div>M8x25mm</div> <div></div> <div>4X</div>	<div>G</div> <div>M8X16 Stainless Steel Washer</div> <div></div> <div>Incl. kit 607/610</div> <div>10X</div>	<div>H</div> <div>M8 Stainless Steel Spring Washer</div> <div></div> <div>Incl. kit 610</div> <div>2X</div>	<div>I</div> <div></div> <div>Incl. kit 610</div> <div>2X</div>	<div>J</div> <div></div> <div>Incl. kit 610</div> <div>2X</div>
<div>K</div> <div></div> <div>Incl. kit 610</div> <div>4X</div>	<div>L</div> <div></div> <div>x2 Incl. kit 607</div> <div>2X</div>	<div>M</div> <div>M8 Nylock</div> <div></div> <div>x4 Incl. kit 607</div> <div>4X</div>	<div>N</div> <div>M6X18</div> <div></div> <div>x8 Incl. kit 607</div> <div>8X</div>	<div>O</div> <div>M6X13 mm Zinc</div> <div></div> <div>x8 Incl. kit 607</div> <div>8X</div>	<div>P</div> <div>M6 Stainless Steel Spring Washer</div> <div></div> <div>x8 Incl. kit 607</div> <div>8X</div>
<div>Q</div> <div>RH</div> <div></div> <div>Incl. kit 607</div> <div>1X</div>	<div>R</div> <div>LH</div> <div></div> <div>Incl. kit 607</div> <div>1X</div>	<div>S</div> <div>M5 Cable Bolt, Washer & Dome Nut</div> <div></div> <div>Incl. kit 607</div> <div>2X</div>	<div>T</div> <div></div> <div>Incl. kit 607</div> <div>2X</div>	<div>U</div> <div></div> <div>2X</div>	<div>V</div> <div></div> <div>2X</div>
<div>X</div> <div>Gas springs</div> <div></div> <div>2X</div>	<div>Y</div> <div></div> <div>1X</div>				
			<div>Note 1: If at any stage of installation you find your sportlid to be an unacceptable fit please contact the manufacturer before continuing.</div> <div>Note 2: If required, use Under Rail Bed Liner only. NOT FOR USE WITH OVER RAIL BED LINER!</div> <div>Tools Required:</div> <div><div><div>4mm & 5mm Hex Key</div></div><div><div>14mm 10mm Wrench</div></div><div></div></div> <div><div></div><div></div></div> <div><div></div><div></div><div><div>5mm</div></div><div></div></div>		

Fitting Kit Number	Product	Revision	Date	Page
EVOS1000/ EVOS1050	ISUZU D-MAX	1	22-07-2024	1

1

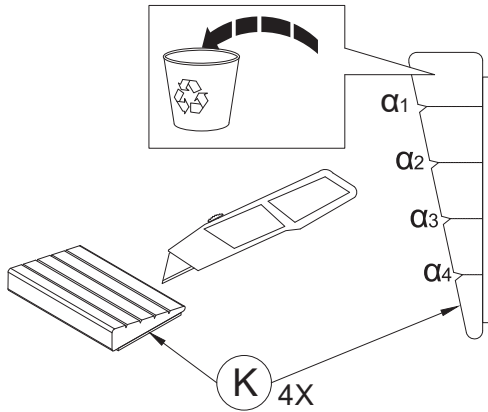
Remove ladder rack

Note 2: If required, use Proform Under Rail Bed Liner only. Not for use with Over Rail Bed Liner.



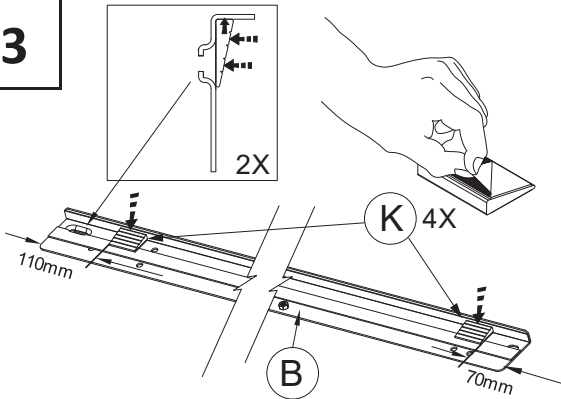
Follow guide lines to trim liner in front corners.

2

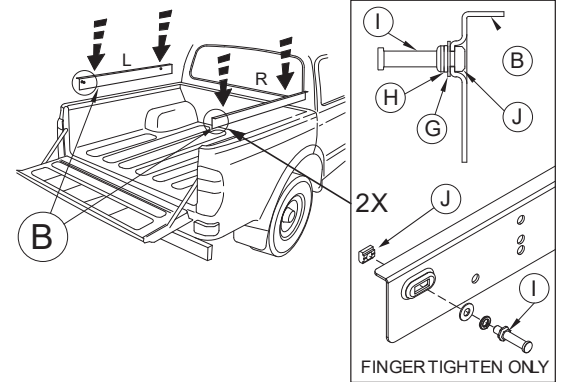


Vehicle Model	α
ISUZU D-MAX Crew et Space Cabine 2020+ ATFS, ATFR	2

3

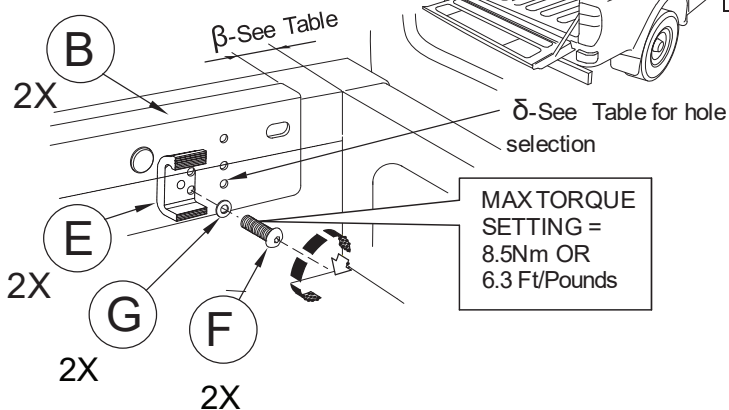


4



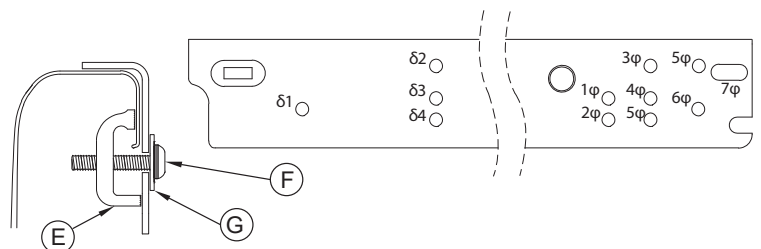
5

Place front of side mounting brackets back from inside corners of the cargo box - See table for measurement



MAX TORQUE SETTING = 8.5Nm OR 6.3 Ft/Pounds

Vehicle Model	β	δ	φ
ISUZU D-MAX Crew et Space Cabine 2020+ ATFS, ATFR	69 mm	3	2



Fitting Kit Number

Product

Revision

Date

Page

EVOS1000/ EVOS1050

ISUZU D-MAX

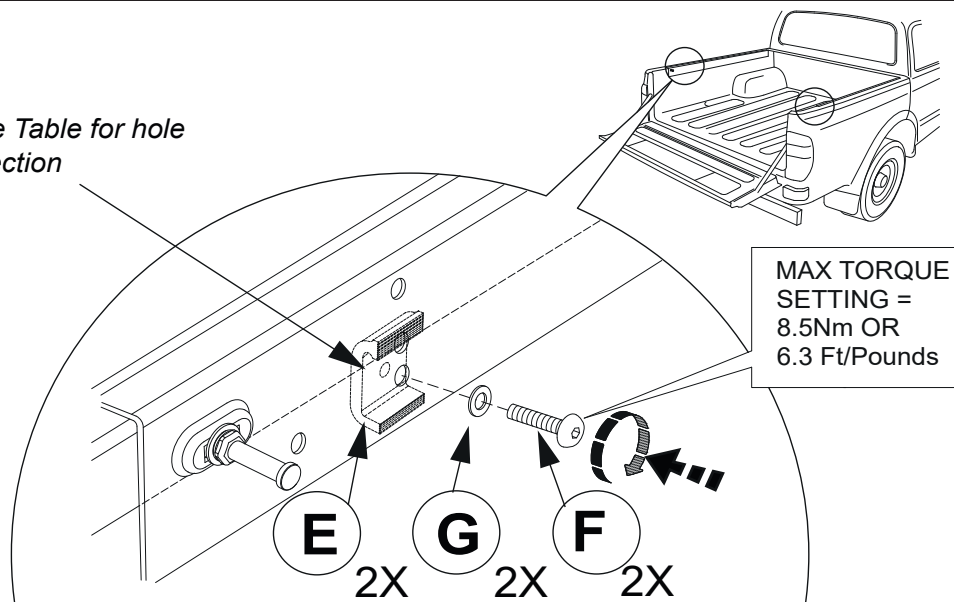
1

22-07-2024

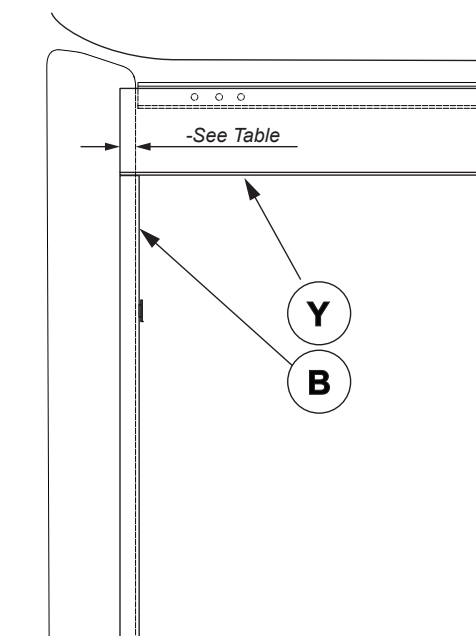
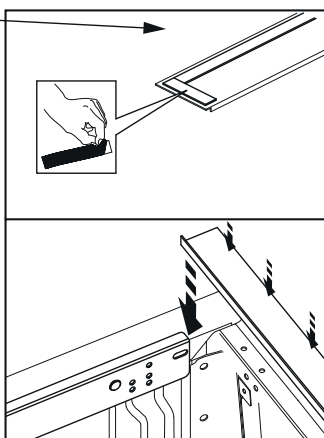
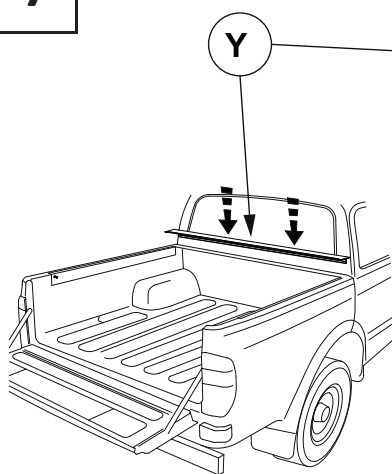
2

6

δ - See Table for hole selection



7

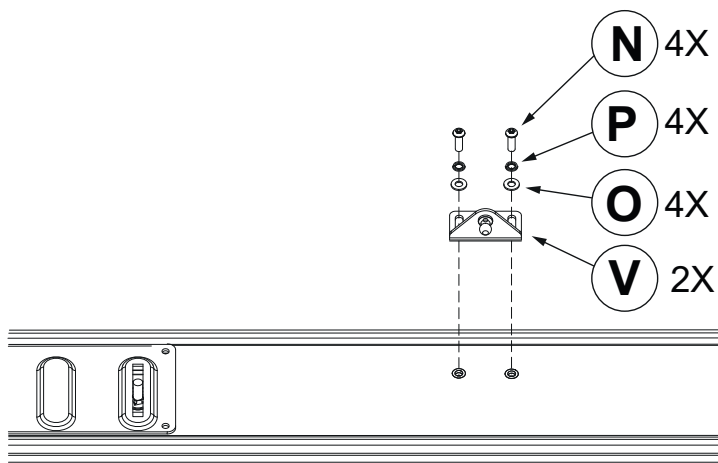
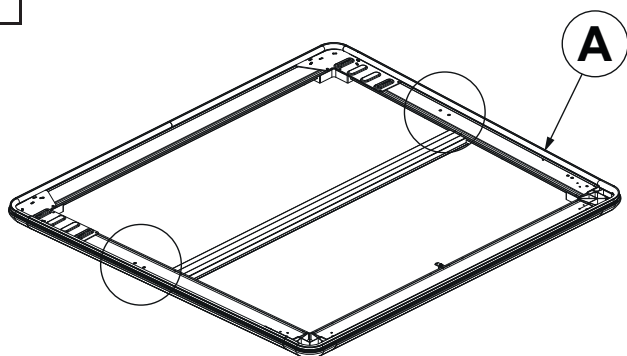


Vehicle Model	§
ISUZU D-MAX Crew et Space Cabine 2020+ ATFS, ATFR	28 mm



DO NOT apply below 15°C.
Apply pressure to part. Adhesive is pressure activated.
Allow 3hrs minimum to cure before installing lid

8



Fit

Fitting Kit Number

EVOS1000/ EVOS1050

Product

ISUZU D-MAX

Revision

1

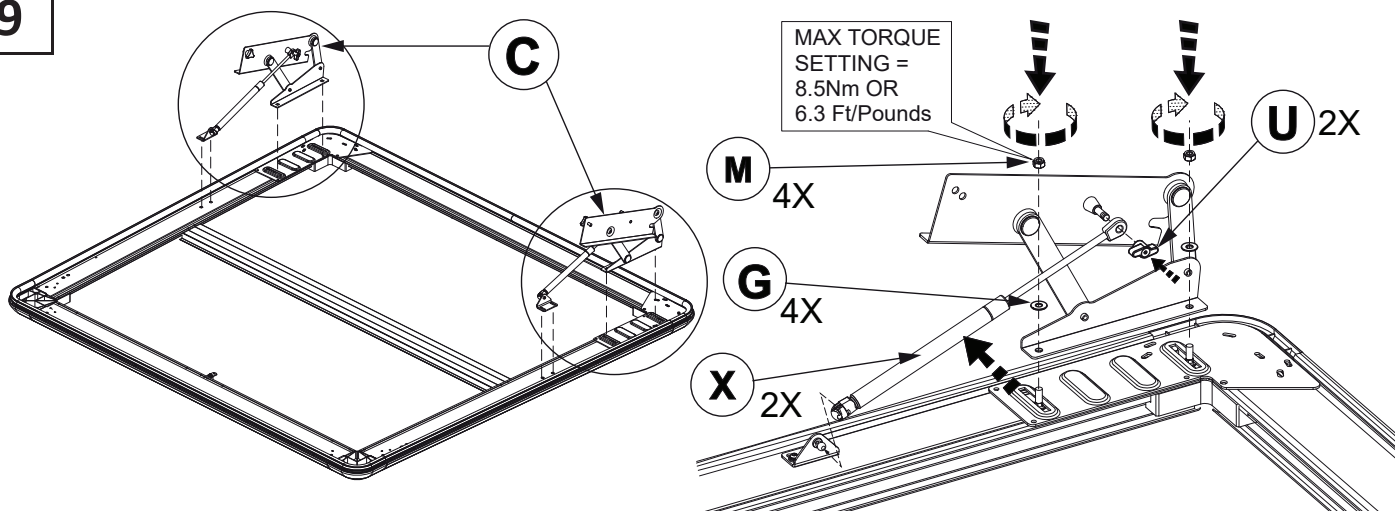
Date

22-07-2024

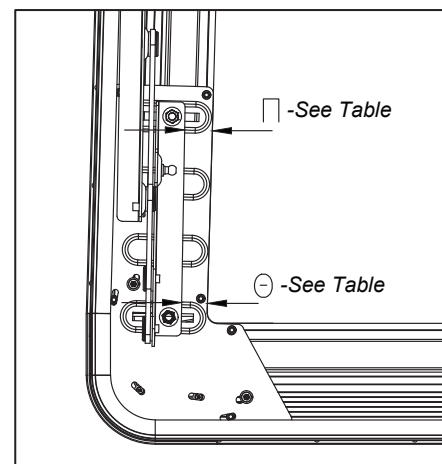
Page

3

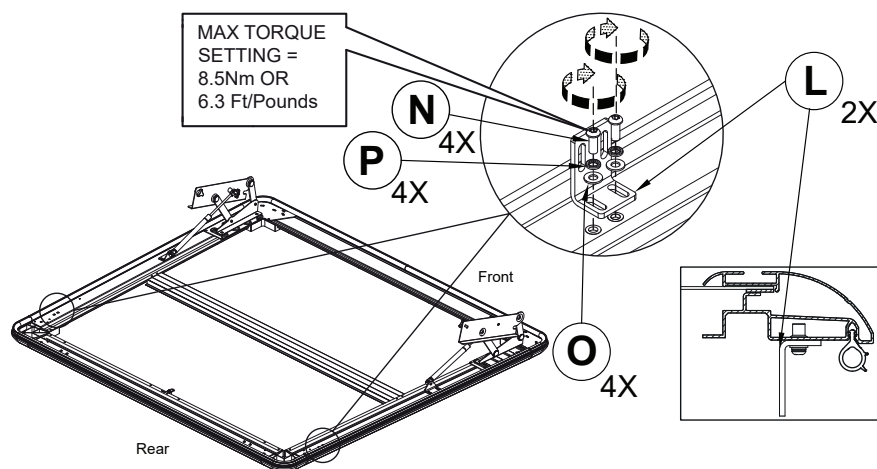
9



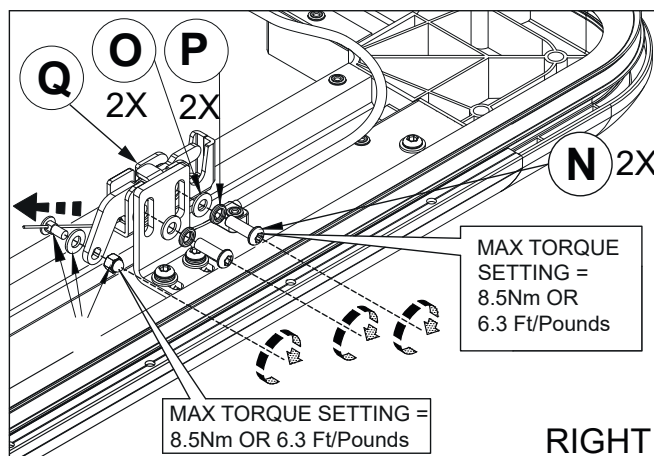
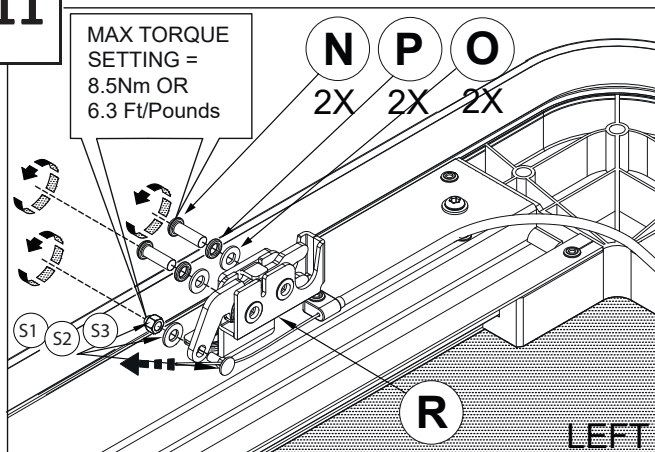
Vehicle Model	Π	Θ	Σ
ISUZU D-MAX Crew et Space Cabine 2020+ ATFS, ATFR	26mm	29mm	-



10



11



Fitting Kit Number

EVOS1000/ EVOS1050

Product

ISUZU D-MAX

Revision

1

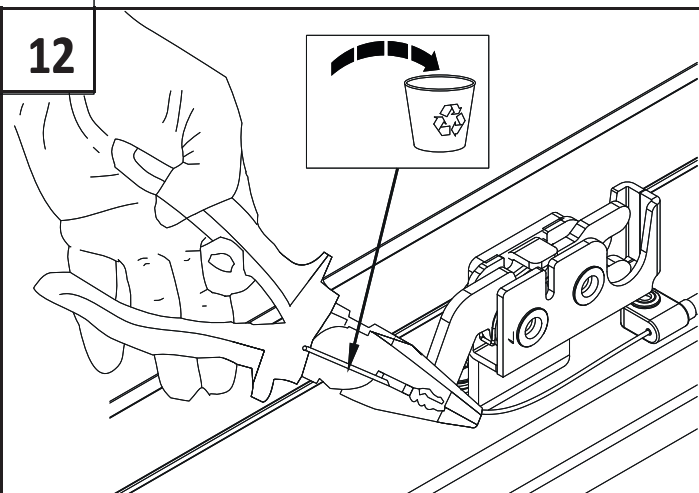
Date

22-07-2024

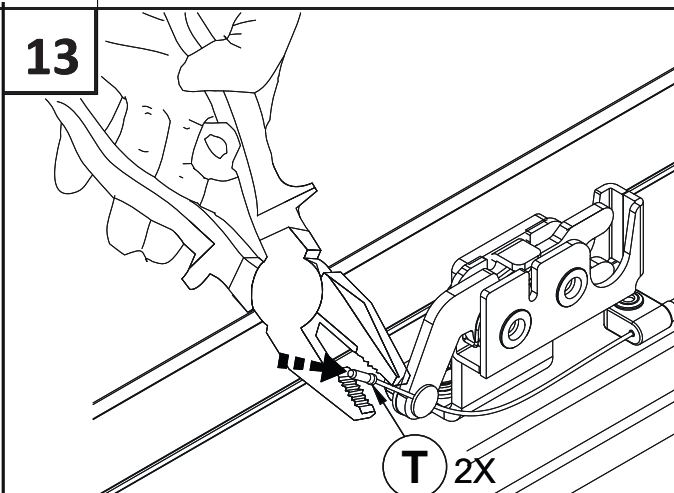
Page

4

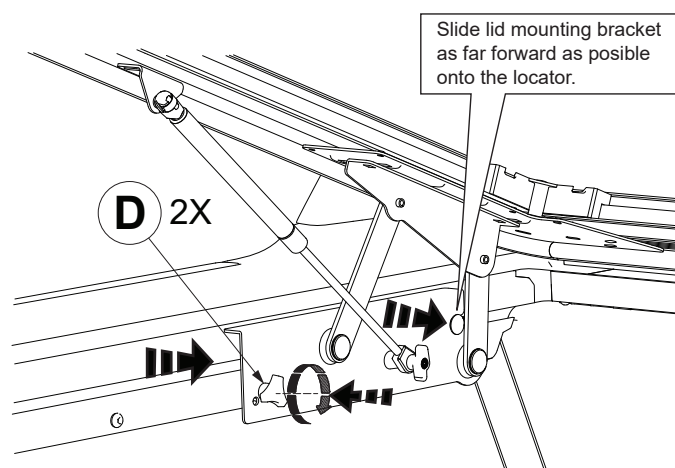

12




13



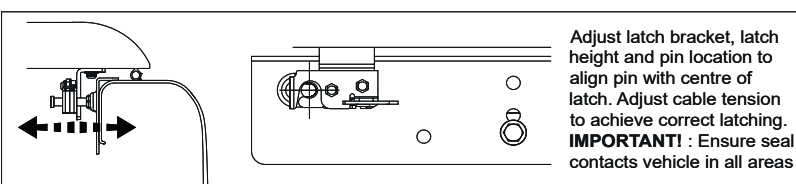
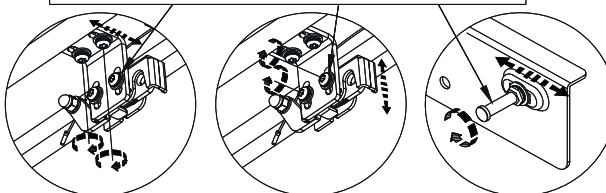
14



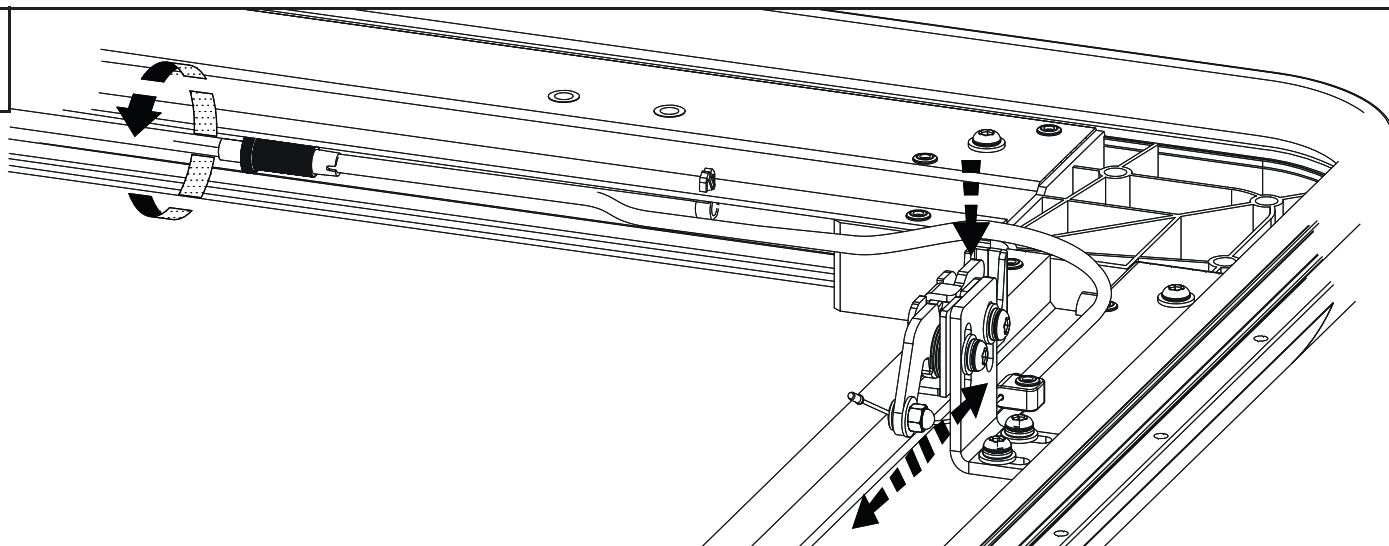
15



MAX TORQUE SETTING = 8.5Nm OR 6.3 Ft/Pounds



16



Fitting Kit Number

EVOS1000/ EVOS1050

Product

ISUZU D-MAX

Revision

1

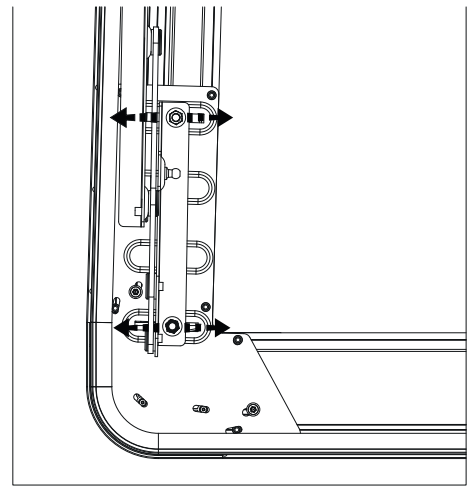
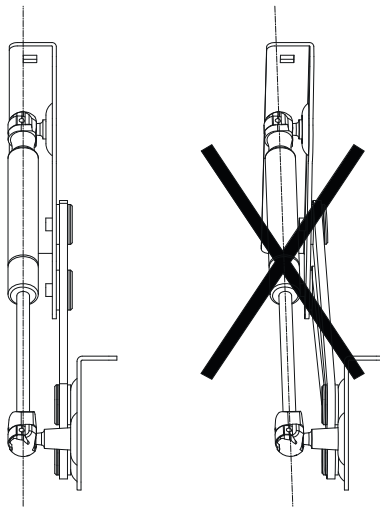
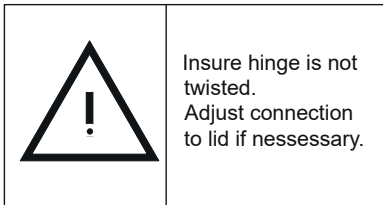
Date

22-07-2024

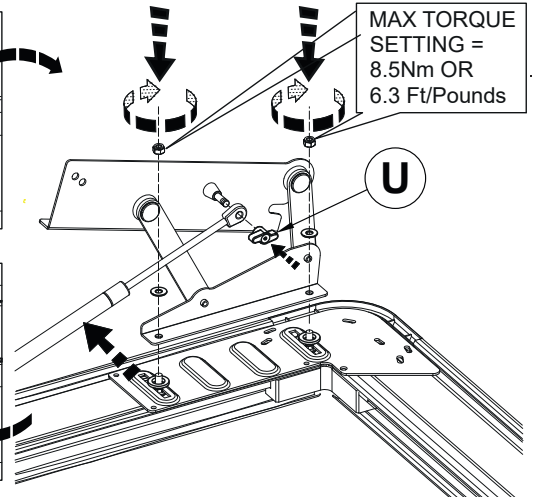
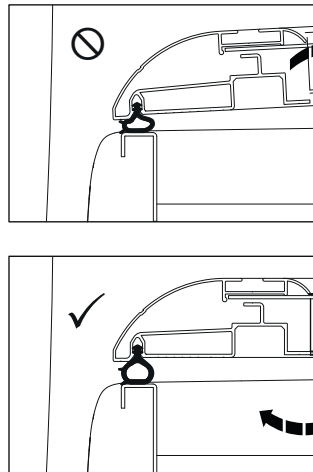
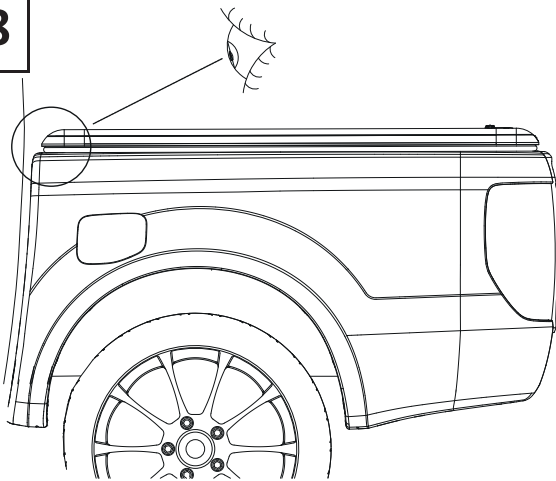
Page

5

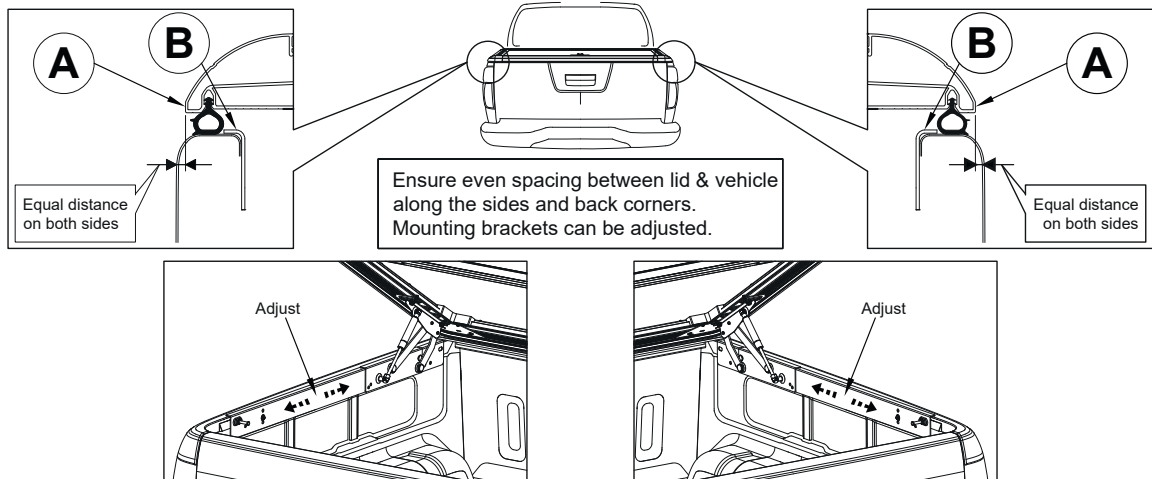
17



18



19



UpStoneEvolve



CAUTION!

- NEVER allow people or animals under the closed cover
- Do not place unsealed solvents or chemicals under the cover
- Do not stand or place heavy objects on the cover
- Do not open lid when under load.
- Close the cover before operating the vehicle
- Do not allow oil, solvents or chemicals to contact the cover
- Clean only with a mild detergent and water solution

After installation carefully and thoroughly clean all debris from the inside of the cargo box.
Retain these instructions for future reference

<http://www.upstone.eu>

info@upstone.fr

Fitting Kit Number	Product	Revision	Date	Page
EVOS1000/ EVOS1050	ISUZU D-MAX	1	22-07-2024	7